

09

KERB

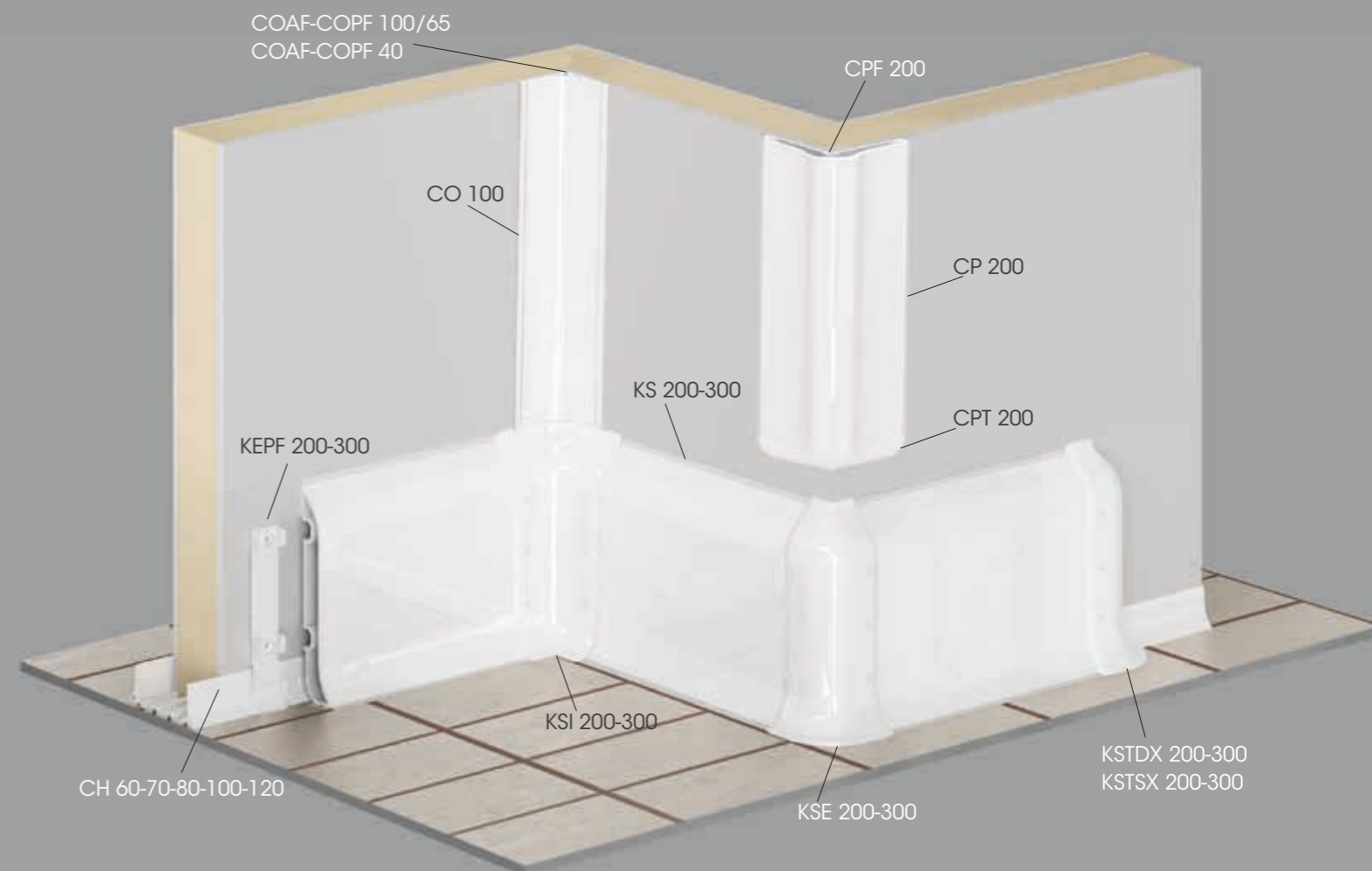
To install with Channels CH and CU
 Monta con canale CH e CU
 À installer avec les U de sol CH et CU



A large size protection system,
 ideal for walls and panels.
 Easy to install and clean.
 Fully equipped with corner
 caps and buttons.

Sistema di protezione di grandi
 dimensioni, ideale per muri e
 pannelli. Facile da installare e pulire.
 Completo di angolari e tappi.

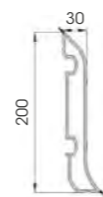
Système de protection de grands
 dimensions, idéal pour les murs et
 les panneaux. Facile à installer et
 à nettoyer. Complété de bouchons
 d'angles et d'embouts.





KS 200

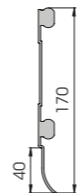
Length **4.000 mm**
Packing **3 pz / box**
Colour **B E M**



KEPF 200

To install with TB14

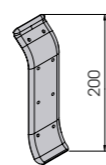
Packing **50 pz / box**
Colour **K**



KSJ 200

To install with TB14 / TF14

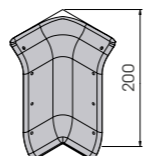
Packing **20 pz / box**
Colour **B E**



KSI 200

To install with TB14 / TF14

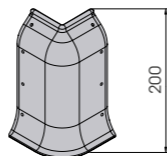
Packing **20 pz / box**
Colour **B E**



KSE 200

To install with TB14 / TF14

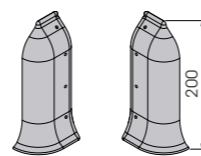
Packing **20 pz / box**
Colour **B E**



KSTDX 200
KSTSX 200

To install with TB14 / TF14

Packing **20 pz / box**
Colour **B E**

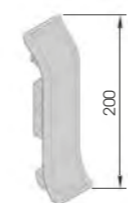


KSJ 200 LT



Packing **to be defined**
Colour **K**

FLEXIBLE JOINT



CP 200

Length **4.000 mm**
Packing **2 pz / bag**
Colour **B E M**



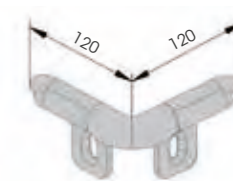
CPF 200

Length **4.000 mm**
Packing **2 pz / bag**



CPT 200

Packing **20 pz / box**
Colour **B E**



KS 300

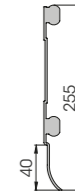
Length **4.000 mm**
Packing **1 pz**
Colour **B E M**



KEPF 300

To install with TB20

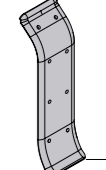
Packing **40 pz / box**
Colour **K**



KSJ 300

To install with TB20 / TF20

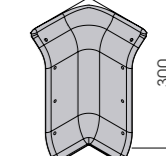
Packing **10 pz / box**
Colour **B E**



KSI 300

To install with TB20 / TF20

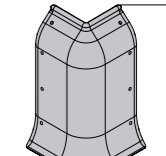
Packing **10 pz / box**
Colour **B E**



KSE 300

To install with TB20 / TF20

Packing **10 pz / box**
Colour **B E**



KSTDX 300
KSTSX 300

To install with TB20 / TF20

Packing **10 pz / box**
Colour **B E**

